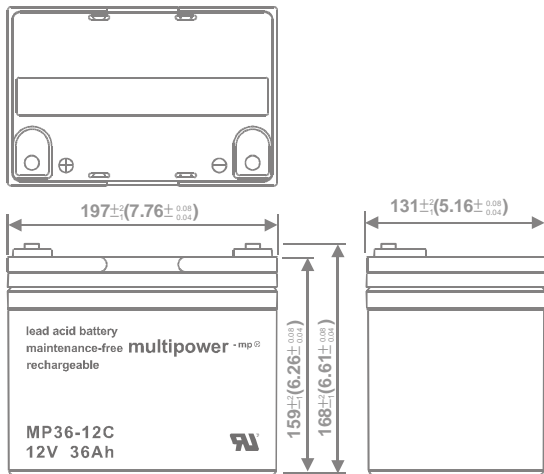
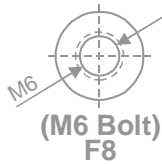


RECHARGEABLE SEALED LEAD ACID BATTERY

SPECIFICATION



MP36-12C

Nominal Voltage(V) 12V

Nominal Capacity

20 hour rate	(1.8A to 10.50V)	36Ah
10 hour rate	(3.42A to 10.50V)	34.2Ah
5 hour rate	(6.12A to 10.20V)	30.6Ah
1 C	(36A to 9.60V)	20.4Ah
3 C	(108A to 9.60V)	14.4Ah

Weight Approx. 10.7kg(23.54Lbs.)

Internal Resistance (at 1KHz) Approx. 8 mΩ

Maximum Discharge Current for 5 seconds: 540A

Charging Methods at 25°C(77°F)

Cycle use:	
Charging Voltage	14.7 to 14.8V
Coefficient	-5.0mV/°C/cell
Maximum Charging Current:	10.8A
Standby use:	
Float Charging Voltage	13.5 to 13.8V
Coefficient	-3.0mV/°C/cell

Operating Temperature Range

Charge	-15°C(5°F) to 40°C(104°F)
Discharge	-15°C(5°F) to 50°C(122°F)
Storage	-15°C(5°F) to 40°C(104°F)

Charge Retention (shelf life) at 20°C(68°F)

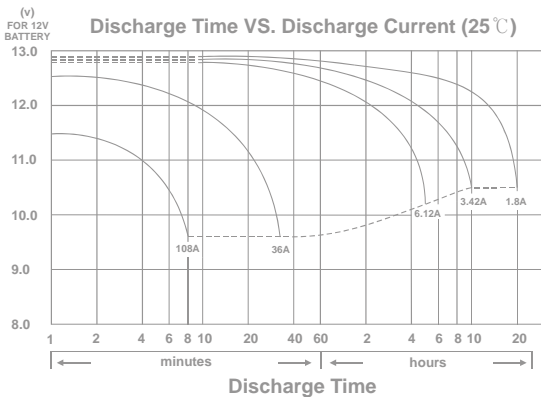
1 month	92%
3 month	90%
6 month	80%

Case Material ABS
(UL94 HB flame retardant case / cover)

Terminal F8

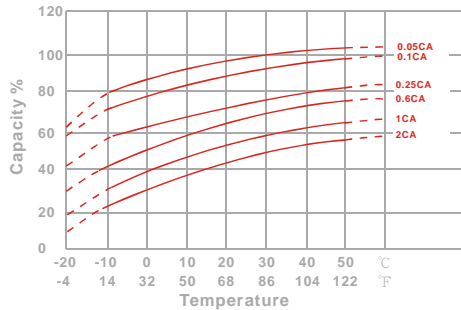
Description of torque value of hard ware for the terminals:

Recommended torque value	M6: 5.39 N·m (55kg·cm)
Maximum allowable torque value	M6: 8.82 N·m (90kg·cm)

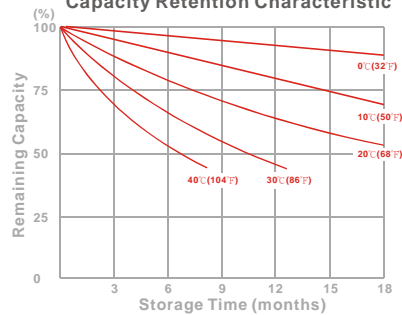


CHARACTERISTIC & PERFORMANCE DATA

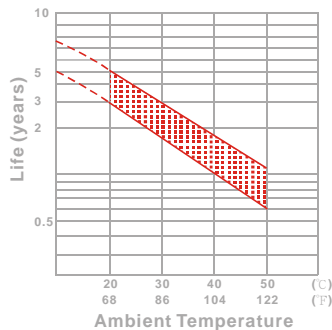
Effect of Temperature on Capacity 25°C(77°F)



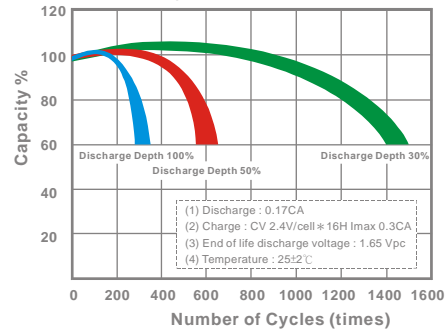
Capacity Retention Characteristic



Trickle (or float) Service Life



Cycle Service Life



- PERFORMANCE DATA

Discharge Rates in Watts to Various End Voltages at 25°C(77°F)

End Voltage		1.85V	1.80V	1.75V	1.70V	1.67V	1.65V	1.60V
5	min	1051	1129	1218	1289	1325	1358	1408
10	min	801	851	902	947	980	1000	1046
15	min	703	739	763	786	795	817	836
30	min	442	457	466	474	478	483	491
60	min	265	274	280	285	287	289	292
120	min	146	153	158	162	163	165	167
180	min	111	116	120	123	124	125	126
240	min	89.7	91.5	92.9	94.2	94.8	95.3	96.1
300	min	73.6	75.0	76.1	77.2	77.7	78.1	78.8
600	min	42.7	43.5	44.2	44.9	45.6	46.0	46.5
1200	min	21.8	22.5	23.0	23.5	23.7	23.9	24.2

- Discharge Rates in Amperes to Various End Voltages at 25°C(77°F)

End Voltage		1.85V	1.80V	1.75V	1.70V	1.67V	1.65V	1.60V
5	min	93.3	104	115	124	128	132	139
10	min	69.0	74.3	79.4	84.2	86.7	89.4	93.9
15	min	60.8	63.7	64.9	66.0	66.4	66.9	67.6
30	min	37.3	38.9	39.8	40.6	41.1	41.4	42.1
60	min	20.6	21.7	22.6	23.4	23.7	24.1	24.5
120	min	11.7	12.3	12.8	13.2	13.3	13.5	13.7
180	min	8.89	9.21	9.42	9.61	9.68	9.75	9.83
240	min	7.38	7.52	7.59	7.64	7.66	7.69	7.73
300	min	6.27	6.38	6.43	6.48	6.50	6.52	6.55
600	min	3.52	3.59	3.64	3.68	3.69	3.71	3.73
1200	min	1.81	1.88	1.93	1.96	1.97	1.98	1.99

All data on the spec. sheet is an average value:

The tolerance range : $X < 6\text{min}$ (+15%~-15%), $6\text{min} \leq X < 10\text{min}$ (+12%~-12%), $10\text{min} \leq X < 60\text{min}$ (+8%~-8%), $X \geq 60\text{min}$ (+5%~-5%)