



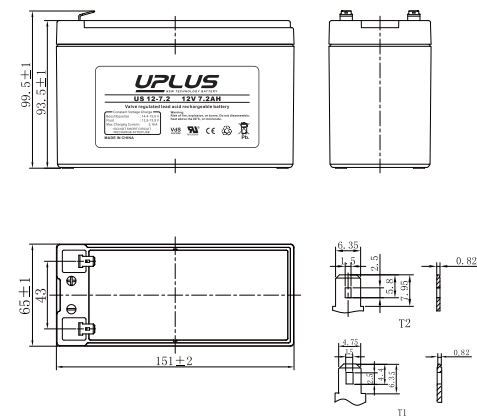
US Series-General Purpose US 12-7.2(12V7.2Ah)

Specifications

Rated Voltage	12V	
Nominal Capacity	7.2Ah	(C ₂₀ , 1.80V/cell)
Dimension	Length	152±2mm (5.98 inches)
	Width	65.5±1mm (2.58 inches)
	Container Height	94.5±1mm (3.72 inches)
	Total Height	100±1mm (3.94 inches)
Approx Weight	2.5 Kg (5.51 lbs)	
Terminal	T1/T2	
Container Material	ABS	
Rated Capacity (25°C)	7.20 Ah	(20hr, 0.360A, 1.80V/cell)
	6.70 Ah	(10hr, 0.67A, 1.80V/cell)
	6.12Ah	(5hr, 1.22A, 1.75V/cell)
	5.37 Ah	(3hr, 1.79A, 1.75V/cell)
	4.49 Ah	(1hr, 4.49A, 1.60V/cell)
Max. Discharge Current	108.0A (5s)	
Internal Resistance (25 °C)	Approx 18mΩ	
Operating Temp. Range	Discharge	-15 ~ 50°C (5 ~ 122°F)
	Charge	0 ~ 40°C (32 ~ 104°F)
	Storage	-15 ~ 40°C (5 ~ 104°F)
Nominal Operating Temp. Range	25±3°C (77±5°F)	
Cycle Use	Initial Charging Current less than 2.16A. Voltage 14.4V~15.0V at 25°C(77°F)Temp. Coefficient -30mV/°C	
	Standby Use	
Effect of temp. to Capacity	Initial Charging Current less than 2.16A. Voltage 13.5V~13.8V at 25°C(77°F)Temp. Coefficient -20mV/°C	
	40°C (104°F)	103%
	25°C (77°F)	100%
Self Discharge	0°C (32°F)	86%
	US series batteries may be stored for up to 6 months at 25°C(77°F) and then a freshening charge is required. For higher temperatures the time interval will be shorter.	



Layout



Constant Current Discharge (Amperes) at 25 °C (77°F)

F.V/Time	5min	10min	15min	20min	30min	45min	1h	2h	3h	4h	5h	6h	8h	10h	20h
1.85V/cell	13.7	9.12	7.52	6.61	5.41	4.22	3.50	2.15	1.62	1.33	1.13	0.98	0.777	0.649	0.356
1.80V/cell	16.4	10.9	8.8	7.56	6.05	4.64	3.79	2.30	1.73	1.41	1.19	1.02	0.806	0.670	0.360
1.75V/cell	19.7	12.5	9.8	8.36	6.48	4.96	4.00	2.40	1.79	1.45	1.22	1.05	0.828	0.686	0.364
1.70V/cell	22.9	14.0	10.8	9.05	6.91	5.20	4.18	2.48	1.83	1.48	1.25	1.07	0.841	0.697	0.370
1.65V/cell	25.2	15.2	11.6	9.70	7.27	5.43	4.32	2.56	1.88	1.52	1.27	1.09	0.854	0.706	0.375
1.60V/cell	27.8	16.4	12.5	10.2	7.66	5.65	4.49	2.63	1.93	1.56	1.30	1.12	0.872	0.718	0.377

Constant Power Discharge (Watts/cell) at 25 °C (77°F)

F.V/Time	5min	10min	15min	20min	30min	45min	1h	2h	3h	4h	5h	6h	8h	10h	20h
1.85V/cell	25.6	17.1	14.1	12.5	10.3	8.10	6.76	4.17	3.15	2.60	2.21	1.92	1.535	1.285	0.706
1.80V/cell	29.7	20.0	16.3	14.1	11.4	8.83	7.27	4.44	3.35	2.75	2.32	2.00	1.587	1.323	0.712
1.75V/cell	35.3	22.7	18.0	15.5	12.1	9.40	7.65	4.61	3.45	2.81	2.37	2.05	1.626	1.354	0.718
1.70V/cell	40.4	25.0	19.6	16.7	12.9	9.79	7.95	4.76	3.53	2.87	2.42	2.09	1.649	1.375	0.731
1.65V/cell	43.9	26.7	20.8	17.7	13.4	10.2	8.18	4.90	3.61	2.93	2.47	2.12	1.671	1.389	0.740
1.60V/cell	47.5	28.5	22.0	18.4	14.0	10.5	8.45	5.00	3.68	2.99	2.51	2.17	1.704	1.411	0.743



US Series-General Purpose US 12-7.2(12V7.2Ah)

Applications

- All purpose
- Uninterruptable Power Supply (UPS)
- Electric Power System (EPS)
- Emergency backup power supply
- Alarm and security system
- Communication power supply
- DC power supply
- Auto control system

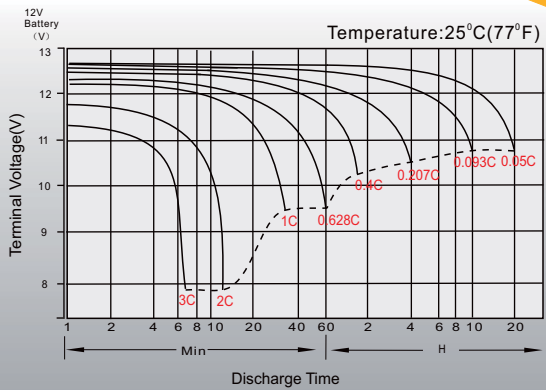
General Features

- 5 years design life(25 °C)
- Special exhaust structure and sealing technology, safe and reliable, flexible installation, convenient maintenance
- PbCaSn alloy for plate grids: less gassing, less self-discharging
- High quality AGM separator: extend cycle life and prevent micro short circuit
- High purity raw material: ensure low self discharge rate

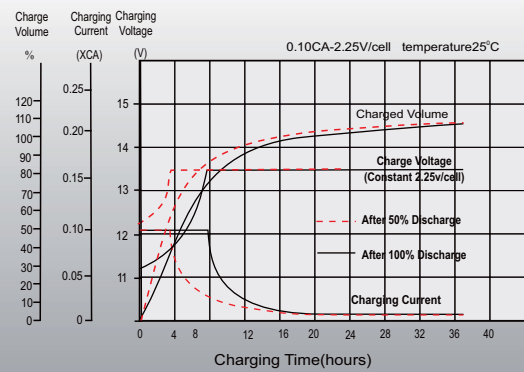
Standards

- Compliance with IEC 60896 standards, EU Battery Directive
- UL, CE Certified
- Manufactured in IATF 16949, ISO45001, ISO 9001 and ISO 14001 certified production facilities

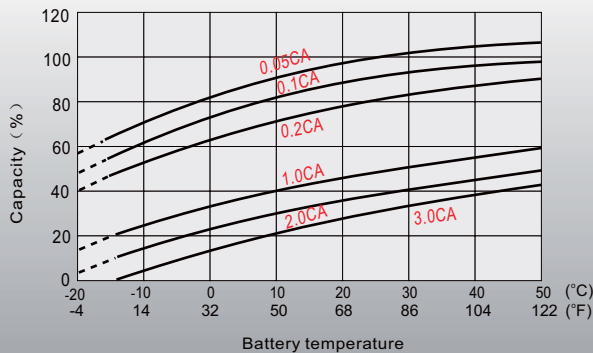
Discharge Characteristics



Float Charging Characteristics



Temperature Effects in Relation to Battery Capacity



Float Service Life

