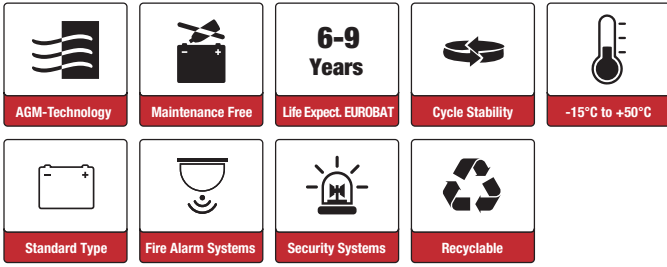




SB12-12L (12V12Ah)



Applications

- Uninterruptable Power Supply (UPS)
- Electric Power System (EPS)
- Emergency backup power supply
- Emergency light
- Railway signal
- Alarm and security system
- Communication power supply
- DC power supply



Certificates



Conform to IEC60896-21&22

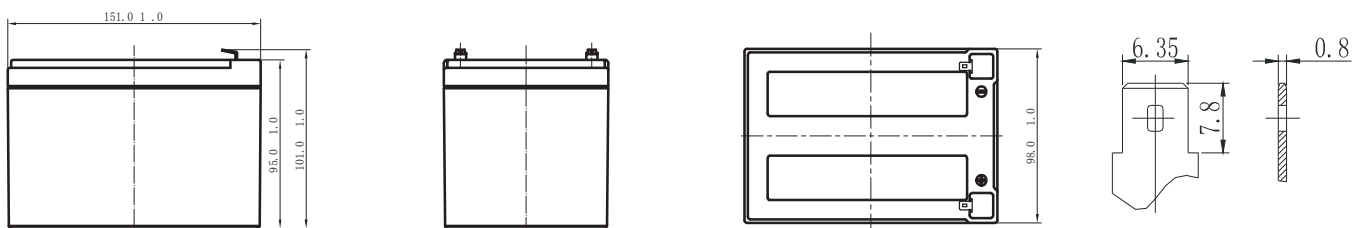
Specifications

Nominal Voltage	12V	Nominal Oper. Temp. R.	20±3°C
Nominal Capacity	12.0Ah (C ₂₀ , 10.5V)	Cycle Use	Initial Charging Current less than 4.8A. Voltage 14.55V +-1% at 20°C. Temperature Coefficient -30mV/°C.
Approx. Weight	3.67kg	Standby Use	No limit on Initial Charging Current. Voltage 13.65V +-1% at 20°C. Temperature Coefficient -20mV/°C.
Terminal	T2	Capacity affected by Temp.	40°C 103% 25°C 100% 0°C 86%
Container Material	ABS UL94 HB	Self Discharge	SSB batteries may be stored for up to 6 months at 20°C and then a freshening charge is required. For higher temperatures the time interval will be shorter.
Rated Capacity (20°C)	12.0Ah/0.60A, 20hr, 10.5V 11.4Ah/1.14A, 10hr, 10.5V 10.25Ah/2.05A, 5hr, 10.5V 9.27Ah/3.09A, 3hr, 10.5V 8.14Ah/8.14A, 1hr, 9.6V	Life Expectancy	6-9 years according to EUROBAT
Max. Discharge Current	180A (5s)		
Internal Resistance / Impedance (1kHz)	Approx. 19mΩ		
Operating Temp. Range	Discharge: -20~50°C Charge: -10~50°C Storage: -20~50°C		

Dimensions

■ T2 Terminal

Unit: mm | Dimensions: 151 Length X 98Width X 95 Height (101 Height incl. Terminal)



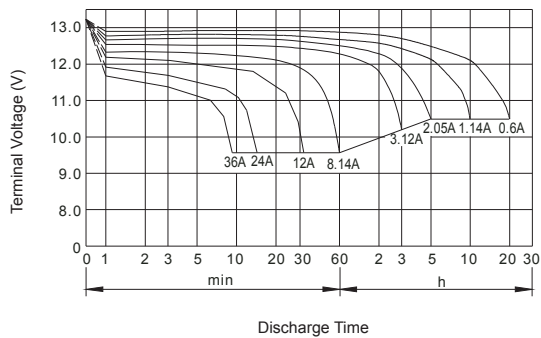
Constant Current Discharge (Amperes) at 25°C

End Point	5min	10min	15min	30min	1h	3h	5h	10h	20h
1.60V/cell	46.4	31.7	24.8	13.8	8.14	3.18	2.12	1.18	0.61
1.65V/cell	45.0	30.8	24.3	13.5	8.04	3.15	2.10	1.17	0.61
1.70V/cell	43.5	29.9	23.7	13.3	7.94	3.12	2.07	1.16	0.61
1.75V/cell	42.1	29.0	23.2	13.0	7.85	3.09	2.05	1.14	0.60
1.80V/cell	40.6	28.2	22.6	12.7	7.75	3.06	2.02	1.12	0.59

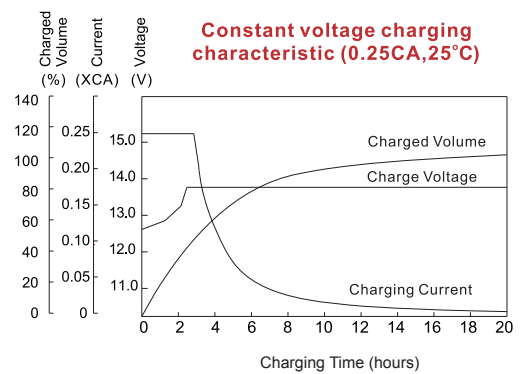
Constant Power Discharge (Watts/cell) at 25°C

End Point	5min	10min	15min	30min	45min	1h	2h	3h	5h
1.60V/cell	86.2	58.7	46.7	27.0	20.6	16.1	8.50	6.50	4.20
1.65V/cell	84.1	57.7	46.0	26.6	20.4	16.0	8.42	6.44	4.17
1.70V/cell	81.9	56.6	45.3	26.2	20.1	15.8	8.33	6.37	4.14
1.75V/cell	79.8	55.6	44.6	25.8	19.9	15.7	8.25	6.31	4.11
1.80V/cell	77.6	54.6	43.9	25.4	19.6	15.5	8.16	6.24	4.08

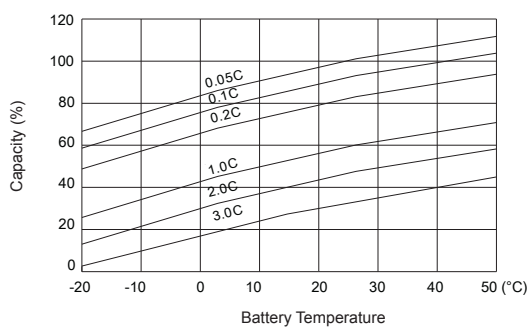
Discharge Characteristics



Float Charging Characteristics



Temperature Effects in Relation to Battery Capacity



Effect of Temperature on Long Term Float Life

