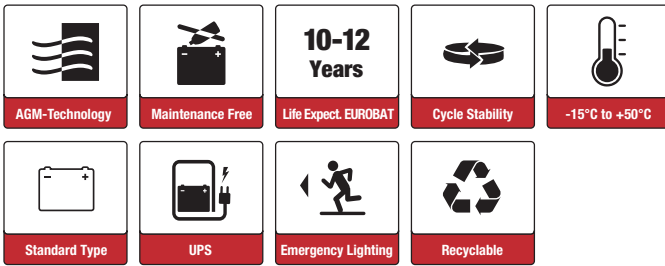




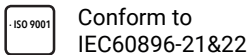
SBL 260-12i(sh) (12V260Ah)



Applications

- Uninterruptable Power Supply (UPS)
- Electric Power System (EPS)
- Emergency backup power supply
- Emergency light
- Railway signal
- Alarm and security system
- Communication power supply
- DC power supply

Certificates

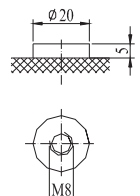
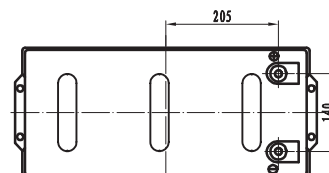
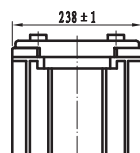
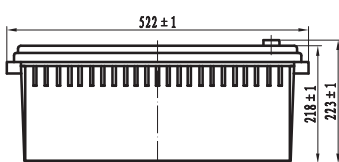


Specifications

Nominal Voltage	12V	Nominal Oper. Temp. R.	20±3°C
Nominal Capacity	260.0Ah (C ₁₀ , 10.8V)	Cycle Use	Initial Charging Current less than 75.0A. Voltage 14.55V +-1% at 20°C. Temperature Coefficient -30mV/°C.
Approx. Weight	69.0kg	Standby Use	No limit on Initial Charging Current. Voltage 13.65V +-1% at 20°C. Temperature Coefficient -20mV/°C.
Terminal	M8	Capacity affected by Temp.	40°C 103% 25°C 100% 0°C 86%
Container Material	ABS UL94 HB	Self Discharge	SSB batteries may be stored for up to 6 months at 20°C and then a freshening charge is required. For higher temperatures the time interval will be shorter.
Rated Capacity (20°C)	260.0Ah/26.0A, 10hr, 10.8V 217.5Ah/43.5A, 5hr, 10.5V 198.9Ah/66.3A, 3hr, 10.5V 160.0Ah/160.0A, 1hr, 9.6V	Life Expectancy	10-12 years according to EUROBAT
Max. Discharge Current	1250A (5s)		
Internal Resistance / Impedance (1kHz)	Approx. 3.0mΩ		
Operating Temp. Range	Discharge: -20~50°C Charge: -10~50°C Storage: -20~50°C		

Dimensions

- **M8 Terminal**
Unit: mm [inches]



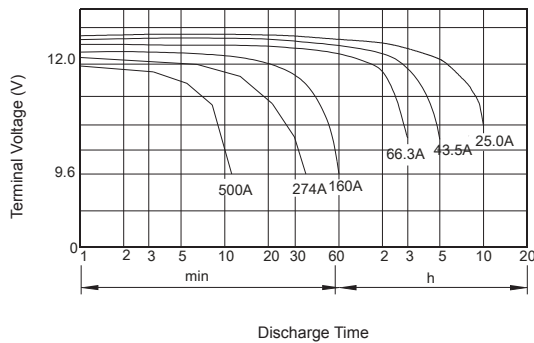
Constant Current Discharge (Amperes) at 20°C

End Point	10min	15min	30min	45min	1h	3h	5h	10h	20h
1.60V/cell	-	463	274	195	160	72.3	47.2	26.6	-
1.65V/cell	-	430	258	186	153	69.5	45.5	26.4	-
1.70V/cell	-	415	252	182	150	68.3	44.8	26.3	-
1.75V/cell	-	386	240	178	146	66.3	43.5	26.2	-
1.80V/cell	-	357	229	176	142	64.2	42.5	26.0	-

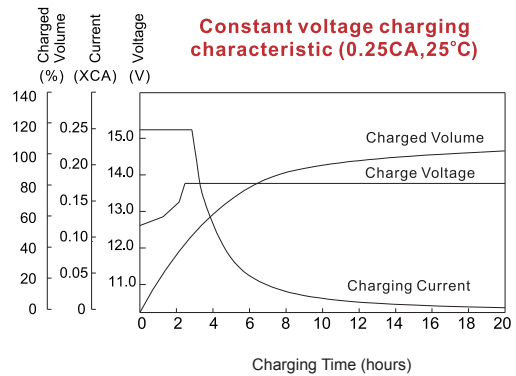
Constant Power Discharge (Watts/cell) at 20°C

End Point	10min	15min	30min	45min	1h	2h	3h	5h	10h
1.60V/cell	-	810	374	268	248	137	97.4	70.3	-
1.65V/cell	-	-	360	262	243	134	96.1	69.7	-
1.70V/cell	-	-	347	257	238	131	94.8	69.1	-
1.75V/cell	-	-	332	252	233	128	93.4	68.6	-
1.80V/cell	-	-	319	247	228	124	92.4	68.1	-

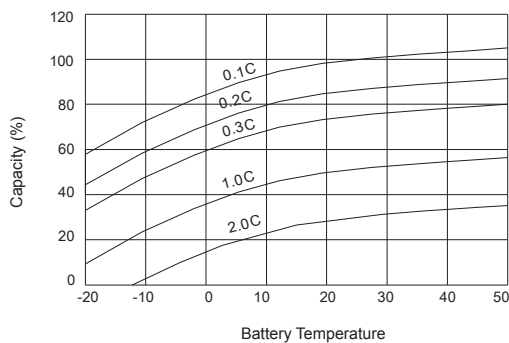
Discharge Characteristics



Float Charging Characteristics



Temperature Effects in Relation to Battery Capacity



Effect of Temperature on Long Term Float Life

