



SB12-100H FT V0 (12V100Ah)



Applications

- Uninterruptable Power Supply (UPS)
- Electric Power System (EPS)
- Emergency backup power supply
- Emergency light
- Railway signal
- Alarm and security system
- Communication power supply
- DC power supply

Certificates



Conform to IEC60896-21&22

Specifications



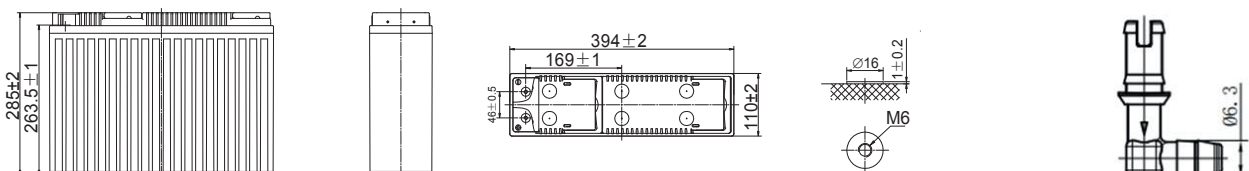
Nominal Voltage	12V	Nominal Oper. Temp. R.	25±3°C
Nominal Capacity	100Ah (C ₁₀ , 1.80V/cell)	Cycle Use	Initial Charging Current less than 30.0A. Voltage 14.7V +1% at 25°C. Temperature Coefficient -30mV/°C.
Approx. Weight	34.5kg	Standby Use	No limit on Initial Charging Current. Voltage 13.65V +1% at 25°C Temp. Coefficient -20mV/°C
Terminal	M6	Capacity affected by Temp.	40°C 103% 25°C 100% 0°C 86%
Container Material	ABS UL94 V0	Self Discharge	SB batteries may be stored for up to 6 months at 25°C and then a freshening charge is required. For higher temperatures the time interval will be shorter.
Rated Capacity (25°C)	105.4Ah/5.27A, 20hr, 1.80V/cell 100.0Ah/10.0A, 10hr, 1.80V/cell 96.8Ah/12.1A, 8hr, 1.75V/cell 86.5Ah/17.3A, 5hr, 1.75V/cell 66.4Ah/66.4A, 1hr, 1.60V/cell	Life Expectancy	10-12 years according to EUROBAT
Max. Discharge Current	1000A (5s)		
Internal Resistance / Impedance (1kHz)	Approx. 5.5mΩ		
Operating Temp. Range	Discharge: -15~50°C Charge: 0~40°C Storage: -15~40°C		

Dimensions

■ M6 Terminal

Unit: mm | Dimensions: 394 Length X 110 Width X 285 Height (285 Height incl. Terminal)

Drawing of the plug for central degassing:





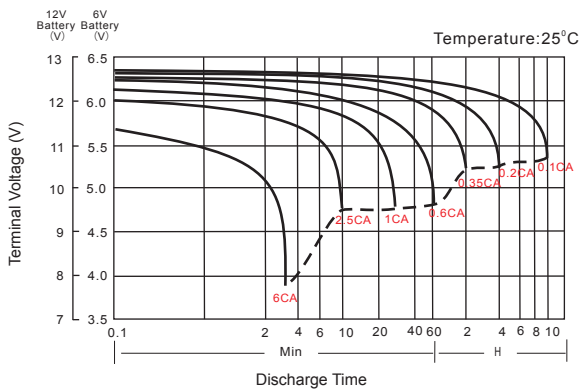
Constant Current Discharge (Amperes) at 25°C

F.V/Time	15min	30min	1h	2h	3h	4h	5h	8h	10h	20h
1.85V/cell	128.1	82.7	52.2	31.3	23.6	18.8	15.7	11.1	9.32	4.91
1.80V/cell	149.0	93.6	57.7	34.1	25.6	20.3	16.9	11.9	10.0	5.27
1.75V/cell	157.6	97.8	59.9	35.1	26.2	20.8	17.3	12.1	10.1	5.29
1.70V/cell	166.6	102.1	62.1	36.2	27.0	21.3	17.7	12.3	10.2	5.38
1.67V/cell	171.8	104.7	63.4	36.8	27.4	21.6	17.9	12.4	10.4	5.48
1.60V/cell	184.1	110.6	66.4	38.4	28.4	22.3	18.5	12.7	10.6	5.58

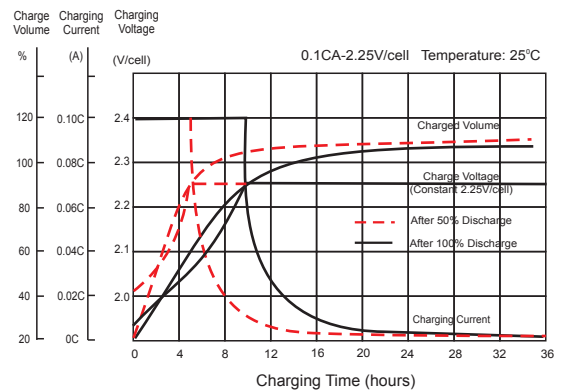
Constant Power Discharge (Watts/cell) at 25°C

F.V/Time	15min	30min	1h	2h	3h	4h	5h	8h	10h	20h
1.85V/cell	246.1	159.9	101.4	61.2	46.3	37.0	31.0	21.9	18.4	9.89
1.80V/cell	283.2	179.3	111.5	66.3	49.9	39.7	33.2	23.4	19.6	10.4
1.75V/cell	296.5	185.8	114.8	67.9	51.0	40.6	33.9	23.8	19.8	10.5
1.70V/cell	309.8	192.2	118.2	69.7	52.3	41.4	34.6	24.2	20.1	10.7
1.67V/cell	317.8	196.0	120.0	70.6	52.9	41.9	34.9	24.4	20.3	10.7
1.60V/cell	334.3	204.5	124.7	73.0	54.5	43.1	35.8	24.9	20.6	10.9

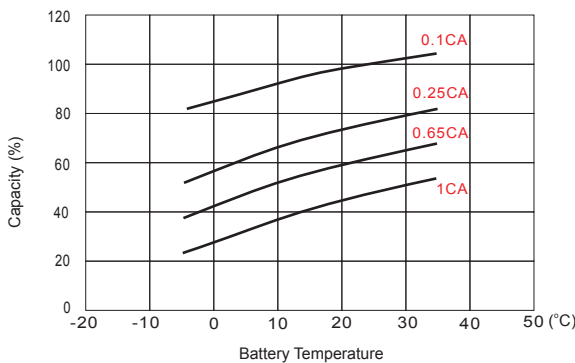
Discharge Characteristics



Float Charging Characteristics



Temperature Effects in Relation to Battery Capacity



Effect of Temperature on Long Term Float Life

