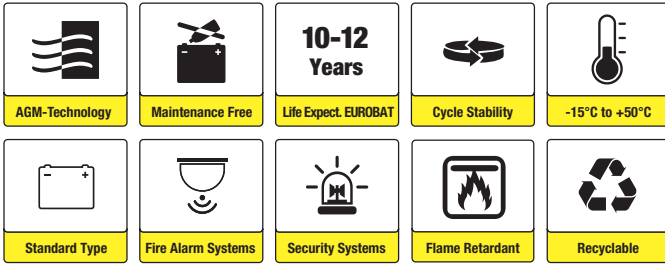




⊕⊖ **sunbattery**®

# SB12-26V0 (12V26Ah)



## Applications

- Uninterruptable Power Supply (UPS)
- Electric Power System (EPS)
- Emergency backup power supply
- Emergency light
- Railway signal
- Alarm and security system
- Communication power supply
- DC power supply

## Certificates



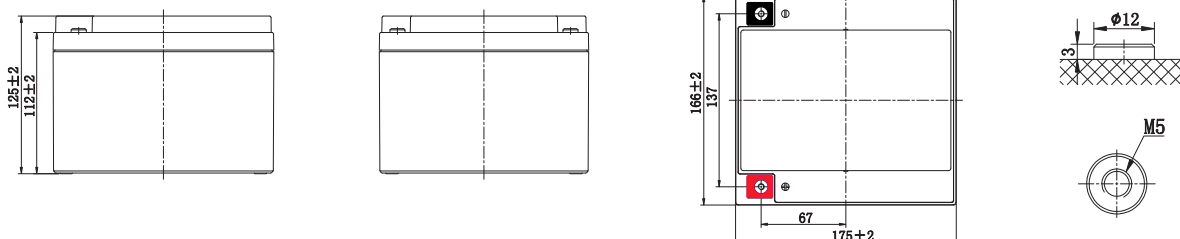
## Specifications

<b>Nominal Voltage</b>	12V	<b>Nominal Oper. Temp. R.</b>	25±3°C
<b>Nominal Capacity</b>	26Ah (C <sub>20</sub> , 1.80V/cell)	<b>Cycle Use</b>	Initial Charging Current less than 7.8A. Voltage 14.7V +1% at 25°C. Temperature Coefficient -30mV/°C.
<b>Approx. Weight</b>	8.00kg	<b>Standby Use</b>	No limit on Initial Charging Current. Voltage 13.65V +1% at 25°C Temp. Coefficient -20mV/°C
<b>Terminal</b>	M5	<b>Capacity affected by Temp.</b>	40°C            103% 25°C            100% 0°C              86%
<b>Container Material</b>	ABS UL94 V0	<b>Self Discharge</b>	SB batteries may be stored for up to 6 months at 25°C and then a freshening charge is required. For higher temperatures the time interval will be shorter.
<b>Rated Capacity (25°C)</b>	26.0Ah/1.30A, 20hr, 1.80V/cell 24.4Ah/2.44A, 10hr, 1.80V/cell 21.9Ah/4.37A, 5hr, 1.75V/cell 19.1Ah/6.38A, 3hr, 1.75V/cell 16.0Ah/16.0A, 1hr, 1.60V/cell	<b>Life Expectancy</b>	10-12 years according to EUROBAT
<b>Max. Discharge Current</b>	390A (5s)		
<b>Internal Resistance / Impedance (1kHz)</b>	Approx. 14mΩ		
<b>Operating Temp. Range</b>	Discharge:    -15~50°C Charge:        0~40°C Storage:       -15~40°C		

## Dimensions

### ■ M5 Terminal

Unit: mm | Dimensions: 166 Length X 175 Width X 125 Height (125 Height incl. Terminal)





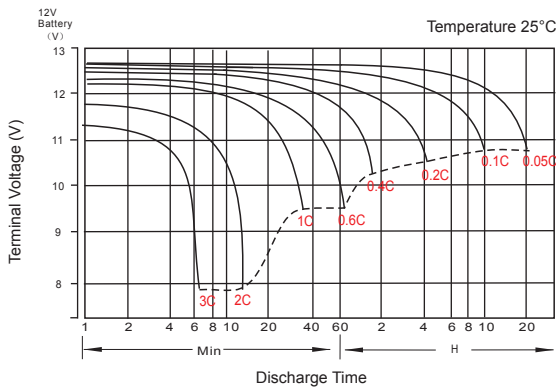
### Constant Current Discharge (Amperes) at 25°C

F.V/Time	5min	10min	15min	20min	30min	45min	1h	2h	3h	4h	5h	6h	8h	10h	20h
1.85V/cell	69.9	51.1	38.8	33.1	24.8	18.2	14.5	8.56	6.18	4.92	4.25	3.64	2.87	2.40	1.27
1.80V/cell	75.1	54.2	40.7	34.4	25.6	18.7	14.8	8.72	6.28	5.00	4.31	3.70	2.91	2.44	1.30
1.75V/cell	79.2	56.3	42.0	35.3	26.2	19.1	15.1	8.88	6.38	5.06	4.37	3.74	2.94	2.46	1.31
1.70V/cell	82.9	58.6	43.4	36.4	26.9	19.5	15.4	9.01	6.47	5.13	4.43	3.78	2.97	2.48	1.32
1.65V/cell	85.8	60.3	44.5	37.1	27.4	19.8	15.6	9.11	6.54	5.18	4.46	3.82	2.99	2.50	1.33
1.60V/cell	91.0	62.8	46.0	38.2	28.1	20.3	16.0	9.29	6.66	5.27	4.54	3.87	3.04	2.53	1.34

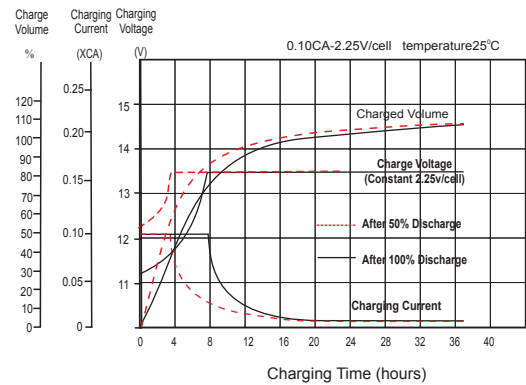
### Constant Power Discharge (Watts/cell) at 25°C

F.V/Time	5min	10min	15min	20min	30min	45min	1h	2h	3h	4h	5h	6h	8h	10h	20h
1.85V/cell	132.2	97.3	74.2	63.7	47.9	35.2	28.2	16.8	12.1	9.70	8.39	7.20	5.68	4.77	2.54
1.80V/cell	140.8	102.4	77.4	65.9	49.2	36.1	28.8	17.0	12.3	9.82	8.50	7.30	5.76	4.84	2.57
1.75V/cell	146.7	105.7	79.5	67.3	50.3	36.7	29.2	17.3	12.5	9.94	8.60	7.38	5.82	4.88	2.60
1.70V/cell	152.1	109.2	81.7	68.9	51.3	37.4	29.7	17.5	12.6	10.1	8.70	7.45	5.87	4.93	2.62
1.65V/cell	156.1	111.7	83.4	70.2	52.1	37.9	30.1	17.7	12.8	10.1	8.76	7.52	5.92	4.96	2.64
1.60V/cell	162.4	114.9	85.7	71.9	53.2	38.6	30.6	18.0	13.0	10.3	8.88	7.61	5.99	5.02	2.67

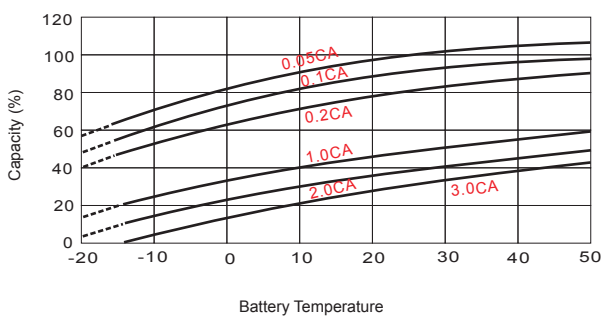
### Discharge Characteristics



### Float Charging Characteristics



### Temperature Effects in Relation to Battery Capacity



### Effect of Temperature on Long Term Float Life

