



SB12-55A FT V0 (12V55Ah)



Applications

- Uninterruptable Power Supply (UPS)
- Electric Power System (EPS)
- Emergency backup power supply
- Emergency light
- Railway signal
- Alarm and security system
- Communication power supply
- DC power supply

Certificates



Conform to IEC60896-21&22

Specifications

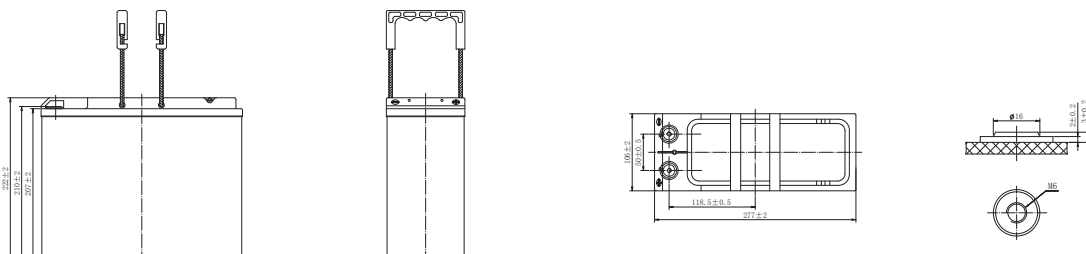


Nominal Voltage	12V	Nominal Oper. Temp. R.	25±3°C
Nominal Capacity	55.0Ah (C ₁₀ , 1.80V/cell)	Cycle Use	Initial Charging Current less than 15.0A. Voltage 14.7V +1% at 25°C. Temperature Coefficient -30mV/°C.
Approx. Weight	17.3kg	Standby Use	No limit on Initial Charging Current. Voltage 13.65V +1% at 25°C Temp. Coefficient -20mV/°C
Terminal	M6	Capacity affected by Temp.	40°C 103% 25°C 100% 0°C 86%
Container Material	ABS UL94 V0	Self Discharge	SB batteries may be stored for up to 6 months at 25°C and then a freshening charge is required. For higher temperatures the time interval will be shorter.
Rated Capacity (25°C)	58.2Ah/2.91A, 20hr, 1.80V/cell 55.0Ah/5.50A, 10hr, 1.80V/cell 53.6Ah/6.70A, 8hr, 1.75V/cell 48.2Ah/9.64A, 5hr, 1.75V/cell 36.4Ah/36.4A, 1hr, 1.60V/cell	Life Expectancy	10-12 years according to EUROBAT
Max. Discharge Current	550A (5s)		
Internal Resistance / Impedance (1kHz)	Approx. 7.6mΩ		
Operating Temp. Range	Discharge: -15~50°C Charge: 0~40°C Storage: -15~40°C		

Dimensions

■ M6 Terminal

Unit: mm | Dimensions: 277 Length X 106 Width X 222 Height (222 Height incl. Terminal)





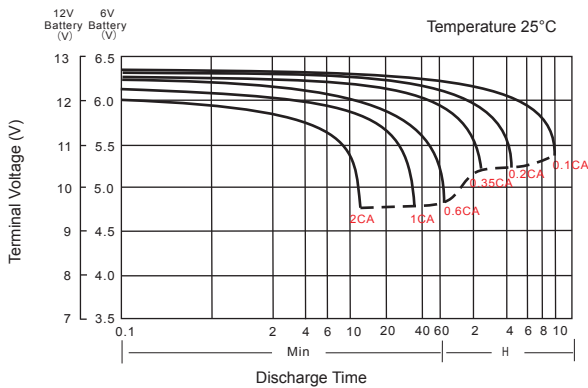
Constant Current Discharge (Amperes) at 25°C

F.V/Time	10min	15min	20min	30min	45min	1h	2h	3h	4h	5h	6h	8h	10h	20h
1.85V/cell	87.8	76.2	65.9	51.7	39.4	31.7	18.3	13.3	10.7	8.97	7.86	6.30	5.26	2.79
1.80V/cell	101.3	86.0	73.0	56.6	42.5	33.9	19.7	14.3	11.3	9.52	8.29	6.62	5.50	2.91
1.75V/cell	111.9	93.1	78.9	59.5	43.9	34.9	20.1	14.5	11.5	9.64	8.39	6.70	5.56	2.93
1.70V/cell	118.1	98.3	82.0	61.2	44.9	35.5	20.4	14.7	11.6	9.73	8.46	6.75	5.60	2.95
1.67V/cell	123.4	102.1	84.5	62.2	45.5	35.9	20.5	14.8	11.7	9.82	8.53	6.81	5.64	2.97
1.60V/cell	128.7	104.9	86.3	63.5	46.1	36.4	20.7	14.9	11.8	9.90	8.61	6.86	5.68	2.99

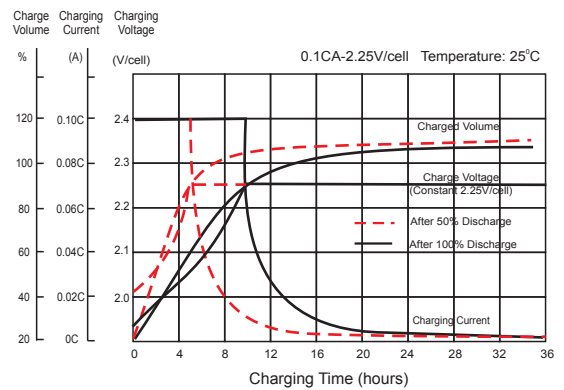
Constant Power Discharge (Watts/cell) at 25°C

F.V/Time	10min	15min	20min	30min	45min	1h	2h	3h	4h	5h	6h	8h	10h	20h
1.85V/cell	167.2	146.5	127.8	100.9	77.2	62.4	36.3	26.5	21.3	17.9	15.8	12.7	10.6	5.63
1.80V/cell	191.6	164.4	140.6	109.9	82.9	66.5	38.9	28.3	22.6	19.0	16.6	13.3	11.1	5.87
1.75V/cell	210.0	176.5	151.1	114.9	85.5	68.3	39.6	28.8	22.9	19.2	16.8	13.4	11.2	5.90
1.70V/cell	218.8	184.6	155.6	117.3	86.7	69.2	39.9	28.9	23.0	19.3	16.9	13.5	11.2	5.93
1.67V/cell	225.1	188.8	158.3	117.8	87.2	69.3	40.0	29.0	23.1	19.4	17.0	13.6	11.3	5.95
1.60V/cell	229.8	190.9	159.6	119.0	87.5	69.8	40.2	29.1	23.2	19.5	17.1	13.7	11.3	5.98

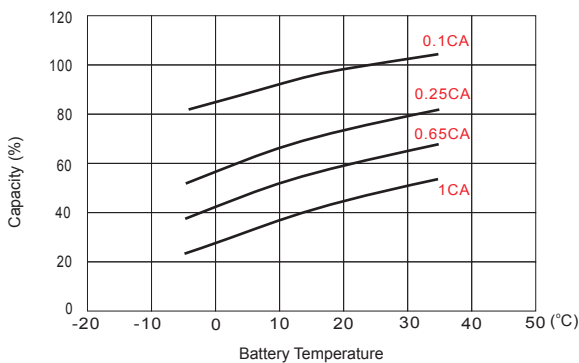
Discharge Characteristics



Float Charging Characteristics



Temperature Effects in Relation to Battery Capacity



Effect of Temperature on Long Term Float Life

